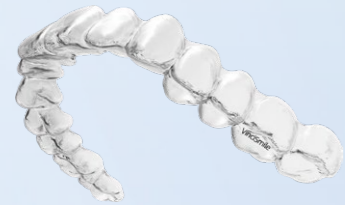


Your Smile. Our Mission.



## Get your beautiful smile within 6 steps!

STEP 1	<b>Clinic Examination</b> VinciSmile® partner medical institutions conduct comprehensive oral examinations, including facial and intraoral photography, X-rays, and intraoral scanning or impression making.
STEP 2	<b>Treatment Plan Design</b> The orthodontist team at VinciSmile® Medical Center creates a 3D digital treatment plan based on your tooth models, offering customized orthodontic solutions.
STEP 3	<b>3D Plan Approval</b> The doctor reviews the plan using a 3D animation to show each displacement of your teeth. The VinciSmile 3D treatment plan allows you to view the process and the final effect on your teeth.
STEP 4	<b>Customized Aligner Fabrication</b> VinciSmile® will fabricate your customized aligners using 3D printing technology once your treatment plan is approved. Please wear your aligners as directed by your doctor.
STEP 5	<b>Regular Follow-Up Visits</b> VinciSmile® recommends scheduling regular follow-up visits as advised by your doctor to monitor your treatment progress and ensure the best possible outcome.
STEP 6	<b>Treatment Completed</b> We recommend wearing VinciSmile® retainers after your treatment to maintain your beautiful smile.

## FAQs

**Q: How long does my child need to wear the aligners each day?**

A: Aligners can be removed for meals, brushing or important occasions, but should be worn for at least 22 hours per day.

**Q: Are aligners safe in my child's mouth for long periods of time?**

A: Yes, the aligners are made from biomedical polymer material, which is gentle on the soft tissues of the mouth. They can be removed at any time, making it easy for your child to maintain oral hygiene.

**Q: Is it uncomfortable for my child to wear VinciSmile® aligners?**

A: Your kid may experience tooth soreness for a few days when starting each new set of aligners. This is completely normal and indicates that the aligners are effectively applying the necessary orthodontic force. The discomfort will gradually subside within a few days.

**Q: Will the aligners affect my child's speech?**

A: There may be a slight impact on your child's speech initially, but this typically lasts only 1-3 days. As the tongue adjusts to the aligners, speech will gradually return to normal.

**Q: Does my child need frequent follow-up appointments with the dentists?**

A: Yes, since children are at the peak of growth and their teeth move more quickly, it's generally recommended that they have a follow-up appointment after every four sets of aligners. However, the frequency may vary depending on your child's individual needs. During each visit, the dentist will monitor tooth movement and adjust the orthodontic plan if necessary. To ensure the best results, please follow the dentist's instructions and attend all follow-up appointments on time.

**Q: Can my child eat while wearing aligners?**

A: No, the aligners should be removed before eating and drinking. They should be placed in the VinciSmile® aligner case during meals. Additionally, it's recommended to avoid drinking colored beverages while wearing the aligners to prevent staining and dental cavities. Also, avoid consuming extremely hot or cold drinks to prevent aligner deformation.

VinciSmile® **Kid**  
Invisible Orthodontic Appliance



**STARTING FROM CARE,  
EMPOWERING BEAUTY.**

[www.vincismile.com](http://www.vincismile.com)



VINCISMILE GROUP LLC

Add: 20524 Carrey Rd. Walnut, CA 91789, USA

Email: [marketing@vincismile.com](mailto:marketing@vincismile.com)

Shop with us online at [store.vincismile.com](http://store.vincismile.com)

Tel: +1 626 283 5808 Web: [www.vincismile.com](http://www.vincismile.com)



Follow @VinciSmile

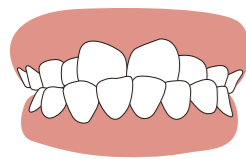
## Invisible orthodontic system for kids

- Specially designed for kids
- Soft and gentle material + kid-friendly attachment design
- Simulation of jaw development and dental arch expansion
- Give your kids the beauty of a confident smile with professional orthodontic solutions and your love

AGE

6-12 years old

## Common malocclusions in childhood



Underbite



Openbite



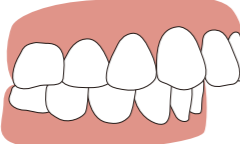
Deep overbite



Space Teeth



Crowded Teeth



Protrusion

## Adverse effects of malocclusion in kids

### Affects oral function

Malocclusion can impact physiological functions such as chewing, swallowing, and pronunciation, and may even affect normal breathing in children.

### Increases the burden on the stomach

Due to reduced chewing function, inadequate chewing increases the burden on the stomach, affecting nutrient absorption and potentially causing kids to miss the optimal period for growth and development.

### Affects oral health

Crowded and misaligned teeth make oral hygiene difficult, and prolonged inadequate cleaning can easily lead to dental cavities and other issues. Misaligned teeth can also cause an abnormal occlusal relationship, which, if not corrected in time, may lead to damage to teeth, periodontal tissues, and temporomandibular joints (TMJs).

### Affects facial development

If malocclusion is not treated in time, it can affect the development of the soft and hard tissues of the jaw and face, hindering the formation of a balanced facial shape and impacting appearance.

### Affects mental health

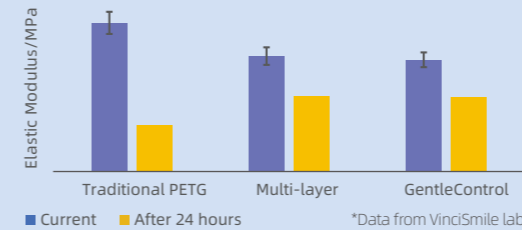
Childhood is a crucial stage for character development, and malocclusion may lead to low self-esteem and social isolation, potentially causing lasting psychological trauma and even character defects.



A highly cross-linked polymer material features a soft initial force for comfortable wear, excellent force retention, superior shape recovery, and outstanding stain resistance.

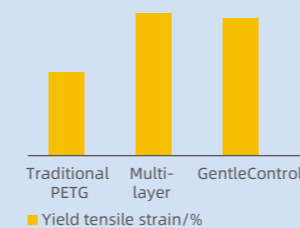
### Force retention over time

GentleControl material applies a gentle initial force for a comfortable wearing experience while maintaining slow force decay and superior mechanical retention.



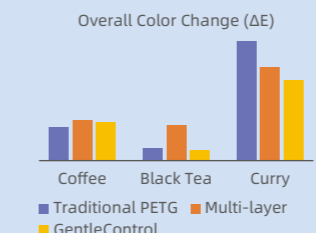
### Yield stress and strain

With high elasticity and stable orthodontic force, our material ensures precise force release that remains unaffected by repeated removal and reapplication.



### Stain Resistance

Offering powerful stain resistance, our aligner material helps keep children's smiles bright and clear throughout their treatment.



## Features of VinciSmile® Kid Clear Aligner

### Gem Elastic Button

#### Breaking through traditional limitations

Specifically designed for pediatric cases, with a smaller size and a rounded shield-shaped head to reduce discomfort. For cases of insufficient maxillary bone development, extraoral devices can be attached to the button to assist children in correcting maxillary deficiency.



### Mandibular Advancement

#### Solving the Problem of Small, Retracted Chin

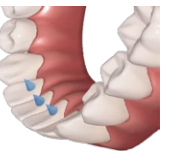
Promote forward development of the mandibular bone, and improve the imbalance between the upper and lower jaws. At the same time, correct misaligned teeth, level the occlusal curve, and help achieve normal occlusion with a well-proportioned facial profile.



### Tongue Crib Attachment

#### Correcting Oral Habits

Correct habits such as tongue thrusting or finger sucking, helping children establish correct breathing and swallowing patterns.



### Mandibular Setback

#### Correcting Functional Anterior Crossbite

The inclined planes can redirect the occlusal forces, inducing mandibular retraction while stimulating upper jaw growth, correcting functional anterior crossbite, and promoting normal facial development in children.

