

Tray Adhesive

Instructions for Use

Version: 01
Issuance Date: March 14, 2024

【Indications for Use】

To offer reliable adhesion between impression tray and silicone impression material.

【Method of operation】

- Apply a uniform layer onto the tray and drying at least for 3 min.
- Then operate the silicone impression material as usual.

【Warning】

1. Use in a well-ventilated place.
2. Keep away from fire and high temperature.
3. Keep away from children.
4. Seal after use.

【Shelf life】

3 years.



【Storage condition】

5- 25 °C dry environment.

【Symbols for use in the labeling】

 – Use-by date  – Batch code  – Keep away from sunlight

 – Do not re-use  – Temperature limit  – Caution


 – Medical device  – Unique device identifier

 – Consult instructions for use  – Country of manufacture

 – Manufacturer

 – Authorized representative in the European Community

RX ONLY – Caution: U.S.Federal Law restricts this device to sale by or on the order of a dentist or professionals.

 Shandong Huge Dental Material Corporation
No. 68 Shanhai Road, Donggang District, Rizhao City,
Shandong province, 276800, P. R. China
Tel: +86 633 2277268 marketing@hugedental.com

 MedNet EC-REP GmbH
Borkstrasse 10, 48163 Muenster, Germany

