

# Veneer Try-in Gel

## ( Instructions for Use )

Version: 03  
Date of Issue: January 24, 2024

U.S. Federal Law restricts this device to sale by or on the order of a dental professional. Prior to use the product, please read the instruction carefully.

### GENERAL DESCRIPTION

Veneer Try-in Gel is used to guide the dentist in the selection of the shade required for the final cementation of veneer(s) with HuGe Light Cure Veneer Cements. The shades of HuGe Veneer Try-in Gel very closely match the final cured shade of the Light Cure Veneer Cements.

Veneer try-in gel is primarily made of polyethylene glycol, colorant, inorganic fillers, preservatives and pigments. The Veneer Try-in Gel is water soluble for easy clean up.

### INDICATIONS

Veneer Try-in Gel is used to evaluate the shade and the matching of the restoration prior to permanent cementation.

### PREPARATION

1. Please follow the instructions for use of the restoration material. If lacking of directions, we recommend the following procedure:
2. To prepare the veneer, the internal bonding surface of a ceramic veneer surface should be micro-etched with a hydrofluoric acid etchant. The dental laboratory typically does this. The internal surface of a composite veneer should be roughened by sandblasting or air abrasion.
3. Remove the provisional restoration, if present, from the tooth. Clean tooth with pumice; rinse thoroughly and lightly air dry.

### SIDE EFFECTS

- This product or one of its components may cause hypersensitive reactions.

### DIRECTIONS

1. Check the fit and esthetics of the restoration by trying in the veneer with water or the Translucent shade of HuGe Veneer Try-in Gel. If the fit and esthetics are acceptable, proceed directly to the bonding procedure using the Translucent shade of HuGe Light Cure Veneer Cement.
2. If color adjustment is needed, select the appropriate shade of HuGe Veneer Try-in Gel. Apply HuGe Veneer Try-in Gel directly onto the internal surface of the veneer. Gently seat the veneer onto the tooth preparation. With multiple veneers, start at the midline and seat veneers sequentially working back. The shade of HuGe Veneer Try-in Gel is formulated to match the corresponding

cured shade of the resin veneer cement.

3. Once the fit and esthetics are verified, remove the veneers and thoroughly rinse the HuGe Veneer Try-in Gel from the tooth and restoration with a water spray and then dry.
4. The veneer is now ready for final bonding and cementation. Refer to the Light Cure Veneer Cement's instruction for use.

### NOTE

- Refer to outer package for expiration date. Do not use after expiration date.
- For dental use only. Do not use for indications or applications that are not specifically noted in the instructions for use.
- Follow the Operating Procedures when using.
- Notification of any serious incident that has occurred in relation to the device should be reported to the manufacturer and the competent authority in your country.

### PRECAUTIONS

- Avoid contact with skin, eyes and soft tissue. Wash thoroughly with water after contact.
  - Dispose in accordance with local regulations.
  - Dispensing Tips and micro-applicators are for single use only, to prevent cross-contaminations between patients.
  - Keep material out of children's reach.
- Recommend to store in a refrigerator when not in use for better life.

### STORAGE

- Store Veneer Try-in Gel at 2-25°C and away from direct light. Use the material at normal room temperature.
- Shelf life: 3 years from date of manufacture

### PACKAGES

- Veneer Try-in Gel
- Dispensing tips(20G black needle)

### WARRANTY













Rizhao HuGe Biomaterials Co., Ltd. (HuGe) warrants this product is free from defects in material and manufacture.

HUGE MAKES NO OTHER WARRANTIES INCLUDING ANY IMPLIED WARRANTY OF MERCHANTABILITY OR FITNESS FOR A PARTICULAR PURPOSE. User is responsible for determining the suitability of the products for user's application. If this product is defective within the warranty period, your exclusive remedy and HUGE's sole obligation shall be repair or replacement of the HUGE product.

## LIMITATION OF LIABILITY

Except where prohibited by law, HUGE will not be liable for any loss or damage arising from this product, whether direct, indirect, special, incidental or consequential, regardless of the theory asserted, including warranty, contract, negligence or strict liability.

## SYMBOLS FOR USE IN THE LABELING

-  - Use-by date    - Caution    - Batch code
-  - Temperature limit    - Keep away from sunlight
-  - Keep dry    - Consult instructions for use
-  - Manufacturer    - Country of manufacture
-  - Medical device    - Unique device identifier
-  - Authorized representative in the European Community

## Rizhao HuGe Biomaterials Company, Ltd.

No.2 North Zhaoyang Road, District of Donggang,  
Rizhao City, Shandong Province, China 276800  
[www.hugedental.com](http://www.hugedental.com)   [marketing@hugedental.com](mailto:marketing@hugedental.com)

 MedNet EC-REP GmbH  
Borkstrasse 10, 48163 Muenster, Germany



包材编号/物料名称	国外/试色糊剂说明书
包材材质要求	60g纸
颜色	彩色印刷
其他	尺寸：148mm×210mm