

# UltraCore

## Feels like Real Dentin

UltraCore, a real-dentin-like core build-up material, offers you utmost restorative result and streamlined operation. Two curing methods, seven shades and impressive physical properties provide excellent foundation for the reconstruction of vital and non-vital teeth with part or most of the clinical crown missing. And far beyond your expectations, UltraCore is more than a core build-up material.....



**3 Indications with  
just 1 product**

- core build-up
- root post cementation
- permanent crown&bridge cementation

## Why choose UltraCore?

- **Superior compressive and flexural strength**

UltraCore bonds securely and effectively with dental hard tissue and root post, shows a dentin-like hardness, and delivers a long-lasting restoration.

- **Cuts just like natural dentin**

UltraCore feels just like the real dentin, and ensures groove-free preparations without any undercuts. It presents ideal conditions for precise crown cementation.

- **Dual curing techniques provide you easier application**

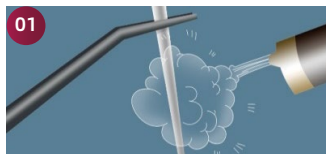
Dual curing techniques deliver optimum flexibility in your operation. There's no need to worry about the situation in the root canal, UltraCore will be set in at most 4 minutes. And light curing enables a more efficient procedure.

- **Artistic shade system satisfies all your esthetic needs**

UltraCore provides you versatile shade options for core-buildup. If you pursue the ultimate natural esthetic look, artistic dentin shades are your ideal choice. And if you need a special shade to differentiate with natural tooth structure, you could also find multiple shades.

# Excellent Operation Experience with UltraCore

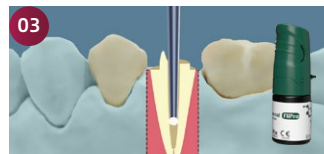
## ·Root post cementation



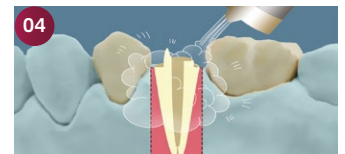
01 After sterilizing root posts, dry with air.



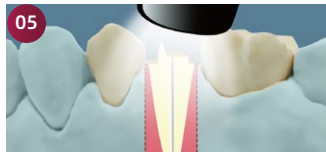
02 Apply HugeBond Universal, and dry with water-free, oil-free air.



03 After sterilizing root canal, apply HugeBond Universal to the canal.



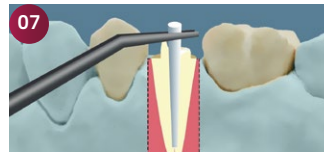
04 Clean residual excess bonding agent, then air-dry.



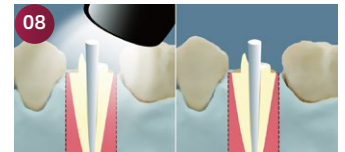
05 Light cure for 10sec.



06 Inject UltraCore into root canal with an oral tip.

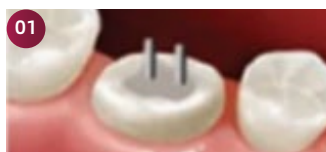


07 Place root post with certain pressure.



08 Remove excess material, and light cure 40sec, or wait 4min 30sec for self-curing.

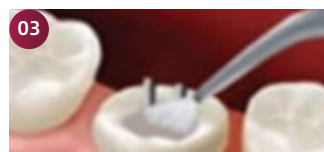
## ·Core Build-up



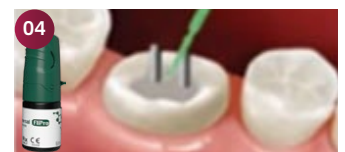
01 Post set up.




02 Etching with P-Etchant.




03 Clean and dry.



04 Apply HugeBond Universal to the tooth, dry and light cure.




05 Core build-up with UltraCore.



06 Light cure for 20sec, or self-cure for 4min30sec.



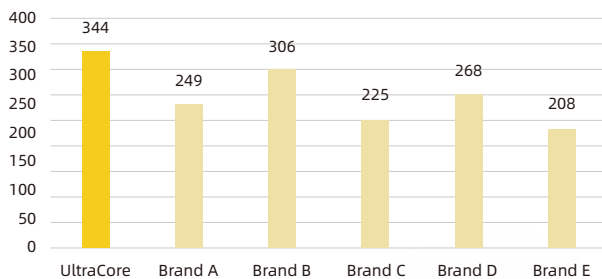
07 Polish and shape for further restoration procedures.



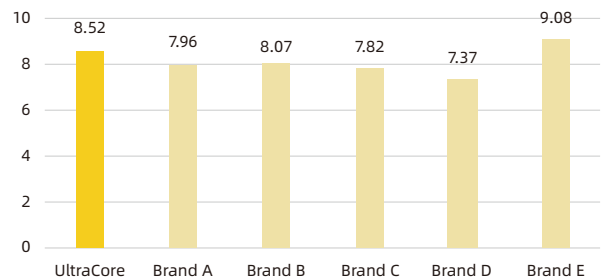
08 Cementation of crown or bridges.

## Optimal Material for Core Build-ups

Compressive Strength/MPa



Flexural Modulus/ GPa



Data from VinciSmile lab.

Properties	UltraCore
Flexural Strength/ MPa	132
Compressive Strength/ MPa	344
Tensile Strength/ MPa	55
Film Thickness/ $\mu$ m	12.7
Radiopacity/ %AI	400

Follow @VinciSmile

Web: www.vincismile.com Shop with us online at store.vincismile.com

VINCISMILE GROUP LLC

Add: 20524 Carrey Rd. Walnut, CA 91789, USA

Email: marketing@vincismile.com Tel: +1 626 283 5808

